



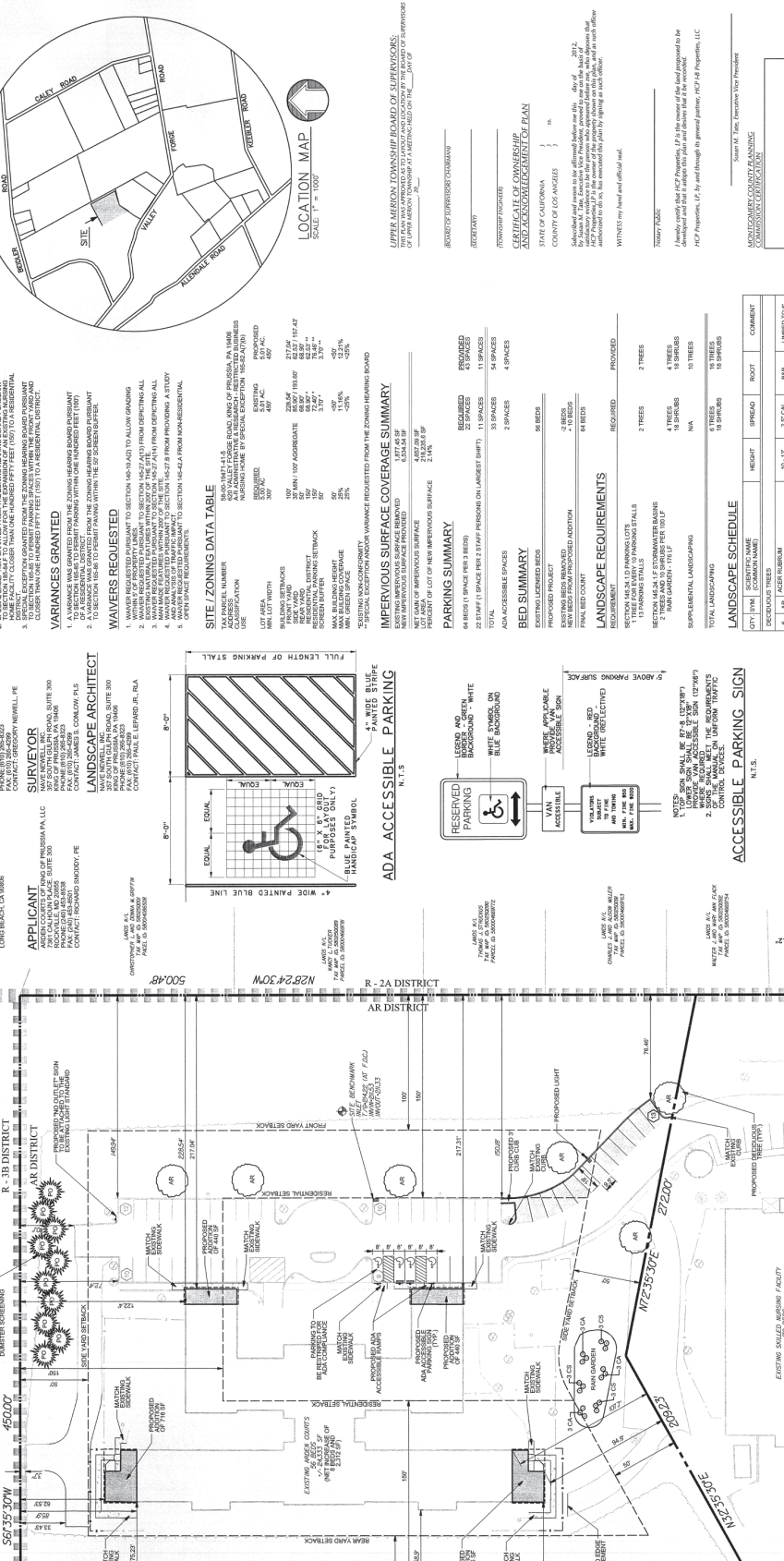
OWNER: JAMES R. LEWIS, JR., R.A.  
 307 SOUTH GLENN ROAD, SUITE 300  
 LONG BEACH, CA 90808

APPLICANT: JAMES R. LEWIS, JR., R.A.  
 307 SOUTH GLENN ROAD, SUITE 300  
 LONG BEACH, CA 90808

ENGINEER: GREGORY NEWELL, P.E.  
 307 SOUTH GLENN ROAD, SUITE 300  
 LONG BEACH, CA 90808

SURVEYOR: GREGORY NEWELL, P.E.  
 307 SOUTH GLENN ROAD, SUITE 300  
 LONG BEACH, CA 90808

LANDSCAPE ARCHITECT: JAMES R. LEWIS, JR., R.A.  
 307 SOUTH GLENN ROAD, SUITE 300  
 LONG BEACH, CA 90808



**PERMITTED EXCEPTIONS GRANTED**

- SPECIAL EXCEPTION GRANTED FROM THE ZONING BOARD RESUBMITTAL FOR THE EXISTING BUILDING TO BE DEMOLISHED AND REBUILT AS A SINGLE-FAMILY RESIDENTIAL DWELLING.
- EXISTING BUILDING TO BE DEMOLISHED AND REBUILT AS A SINGLE-FAMILY RESIDENTIAL DWELLING.
- EXISTING BUILDING TO BE DEMOLISHED AND REBUILT AS A SINGLE-FAMILY RESIDENTIAL DWELLING.
- EXISTING BUILDING TO BE DEMOLISHED AND REBUILT AS A SINGLE-FAMILY RESIDENTIAL DWELLING.

**VARIANCES GRANTED**

- EXISTING BUILDING TO BE DEMOLISHED AND REBUILT AS A SINGLE-FAMILY RESIDENTIAL DWELLING.
- EXISTING BUILDING TO BE DEMOLISHED AND REBUILT AS A SINGLE-FAMILY RESIDENTIAL DWELLING.
- EXISTING BUILDING TO BE DEMOLISHED AND REBUILT AS A SINGLE-FAMILY RESIDENTIAL DWELLING.
- EXISTING BUILDING TO BE DEMOLISHED AND REBUILT AS A SINGLE-FAMILY RESIDENTIAL DWELLING.

**SITE ZONING DATA TABLE**

| SECTION | APPLICABLE ZONING | PERMITTED USES            | REQUIREMENTS |
|---------|-------------------|---------------------------|--------------|
| 1       | R-2A              | Single-Family Residential | ...          |
| 2       | R-3B              | Single-Family Residential | ...          |

**IMPERVIOUS SURFACE COVERAGE SUMMARY**

| TYPE      | AREA (SQ FT) | PERCENT |
|-----------|--------------|---------|
| DRIVEWAY  | 1,200        | 1.2%    |
| WALKWAY   | 2,000        | 2.0%    |
| PARKING   | 10,000       | 10.0%   |
| LANDSCAPE | 1,800        | 1.8%    |

**LANDSCAPE REQUIREMENTS**

| TYPE       | REQUIREMENT |
|------------|-------------|
| LANDSCAPE  | ...         |
| PLANTING   | ...         |
| IRRIGATION | ...         |

**NOTES**

- THIS PLAN IS THE PROPERTY OF GREGORY NEWELL, P.E. AND IS NOT TO BE REPRODUCED OR TRANSMITTED IN ANY FORM OR BY ANY MEANS, WITHOUT THE WRITTEN PERMISSION OF GREGORY NEWELL, P.E.
- ALL DIMENSIONS ARE IN FEET AND INCHES. DIMENSIONS SHALL BE TO THE CENTERLINE UNLESS OTHERWISE SPECIFIED.
- ALL DISTANCES ARE TO THE CENTERLINE UNLESS OTHERWISE SPECIFIED.
- ALL DISTANCES ARE TO THE CENTERLINE UNLESS OTHERWISE SPECIFIED.

**NOTES**

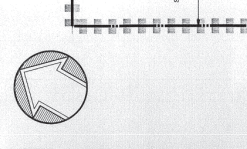
- ALL DISTANCES ARE TO THE CENTERLINE UNLESS OTHERWISE SPECIFIED.
- ALL DISTANCES ARE TO THE CENTERLINE UNLESS OTHERWISE SPECIFIED.
- ALL DISTANCES ARE TO THE CENTERLINE UNLESS OTHERWISE SPECIFIED.
- ALL DISTANCES ARE TO THE CENTERLINE UNLESS OTHERWISE SPECIFIED.

**NOTES**

- ALL DISTANCES ARE TO THE CENTERLINE UNLESS OTHERWISE SPECIFIED.
- ALL DISTANCES ARE TO THE CENTERLINE UNLESS OTHERWISE SPECIFIED.
- ALL DISTANCES ARE TO THE CENTERLINE UNLESS OTHERWISE SPECIFIED.
- ALL DISTANCES ARE TO THE CENTERLINE UNLESS OTHERWISE SPECIFIED.

**NOTES**

- ALL DISTANCES ARE TO THE CENTERLINE UNLESS OTHERWISE SPECIFIED.
- ALL DISTANCES ARE TO THE CENTERLINE UNLESS OTHERWISE SPECIFIED.
- ALL DISTANCES ARE TO THE CENTERLINE UNLESS OTHERWISE SPECIFIED.
- ALL DISTANCES ARE TO THE CENTERLINE UNLESS OTHERWISE SPECIFIED.



**NOTES**

- ALL DISTANCES ARE TO THE CENTERLINE UNLESS OTHERWISE SPECIFIED.
- ALL DISTANCES ARE TO THE CENTERLINE UNLESS OTHERWISE SPECIFIED.
- ALL DISTANCES ARE TO THE CENTERLINE UNLESS OTHERWISE SPECIFIED.
- ALL DISTANCES ARE TO THE CENTERLINE UNLESS OTHERWISE SPECIFIED.

**NOTES**

- ALL DISTANCES ARE TO THE CENTERLINE UNLESS OTHERWISE SPECIFIED.
- ALL DISTANCES ARE TO THE CENTERLINE UNLESS OTHERWISE SPECIFIED.
- ALL DISTANCES ARE TO THE CENTERLINE UNLESS OTHERWISE SPECIFIED.
- ALL DISTANCES ARE TO THE CENTERLINE UNLESS OTHERWISE SPECIFIED.

**NOTES**

- ALL DISTANCES ARE TO THE CENTERLINE UNLESS OTHERWISE SPECIFIED.
- ALL DISTANCES ARE TO THE CENTERLINE UNLESS OTHERWISE SPECIFIED.
- ALL DISTANCES ARE TO THE CENTERLINE UNLESS OTHERWISE SPECIFIED.
- ALL DISTANCES ARE TO THE CENTERLINE UNLESS OTHERWISE SPECIFIED.