

UPPER MERION TOWNSHIP

POLICE DEPARTMENT



**2011
ANNUAL REPORT**

INDEX - 2011 ANNUAL REPORT

	PAGE
<u>GENERAL INFORMATION</u>	1
<u>POLICE DEPARTMENT ORGANIZATION</u>	2
<u>ORGANIZATIONAL CHART</u>	3
<u>COMMUNITY RELATIONS</u>	4
<u>CALLS FOR SERVICE</u>	5
<u>ALARMS</u>	6
<u>DUI ARRESTS</u>	7
<u>911 HANG UP RESPONSES</u>	8
<u>PARKING TICKETS</u>	9
<u>TRAFFIC STOPS</u>	10
<u>TRAFFIC CITATIONS</u>	11
<u>TRAFFIC ACCIDENTS</u>	12
<u>CRIMES/CLEARANCE</u>	13
<u>PART 1 CRIMES/CLEARED</u>	14
<u>PART 2 CRIMES/CLEARED</u>	15
<u>JUVENILE CRIMES</u>	16

MISSION STATEMENT

The Upper Merion Township Police Department is pledged to engage in a cooperative effort with our citizens to achieve and maintain a superior quality of life within our community. To the greatest extent possible, our actions will reflect the priorities of our citizens. Remaining committed to the principles of honesty, integrity, and professional ethics, we will work diligently to reduce the incidence and fear of crime and promote an atmosphere of well being. Our efforts are aimed at helping Upper Merion Township continue to be a good place to live, visit, work and worship.

GENERAL INFORMATION

The Upper Merion Township Police Department provides a full range of police services on a 24-hour-a-day basis. The Department services a geographical area of 16.7 square miles and is located in Montgomery County which is approximately 20 miles northwest of Philadelphia.

The Township is bordered by a 4.4 mile section of Route 76 (Schuylkill Expressway); a 5.2 mile section of the Pennsylvania Turnpike; and a 2.2 mile section of the County Line Expressway (Route 422), which are all patrolled by the Pennsylvania State Police.

Historic Valley Forge National Park, being mainly in Upper Merion Township, brings prestige and national recognition to the area. Also located in the Township is a large industrial area and the King of Prussia Plaza which is one of the largest shopping complexes in the country. In addition to the industrial and business aspect of our community, we also host three elementary schools, one middle school and one high school. Although the resident population is 28,395 (2010 census) the commercial/transit/industrial composition invites an estimated daytime population of over 200,000 people.

The Upper Merion Township Police Department is proud to provide our residents, visitors, shoppers and workers with quality police services. We are truly a modern, dynamic community and the Police Department reflects this personality.

On the Township's web-site (www.umtownship.org) various types of information can be accessed concerning the department's activities; including Crime Alerts, Weekly Crime Bulletins, Safety Tips, Community Relations, and Community Concerns.

2011

POLICE DEPARTMENT ORGANIZATION

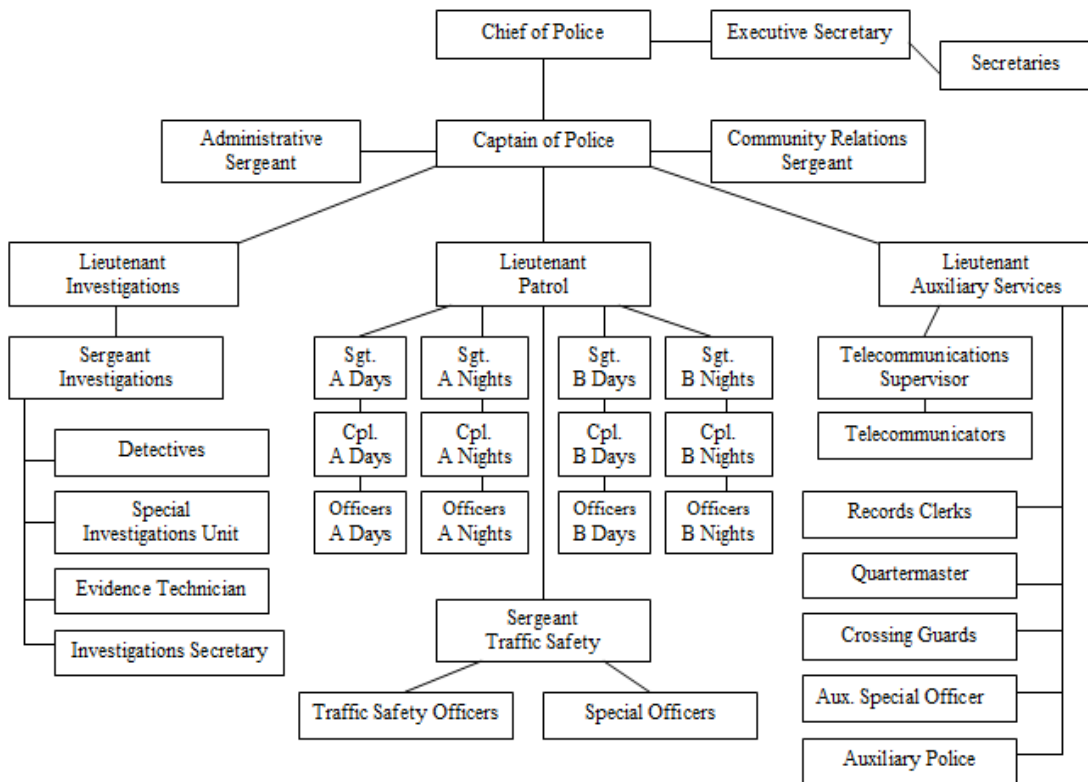
SWORN OFFICERS:

CHIEF OF POLICE	1
CAPTAIN OF POLICE	1
LIEUTENANTS	3
SERGEANTS	8
CORPORALS	4
PATROL OFFICERS	37
DETECTIVES	8
JUVENILE DETECTIVES	<u>2</u>
	64

CIVILIAN EMPLOYEES:

TELECOMMUNICATORS	7 F/T & 3 P /T
SECRETARIES	4
RECORDS DIVISION CLERKS	2
QUARTERMASTER	1
SPECIAL OFFICERS	2
CROSSING GUARDS	7 & 3 Subs
EVIDENCE TECHNICIAN	<u>1</u>
	30

Upper Merion Township Police Department
Organizational Chart



2011 COMMUNITY RELATIONS UNIT

Since the implementation of a full-time Community Relations Unit in March 1997, the department has established a variety of programs to educate the residents and the business community with regard to crime, drug prevention, anti-terrorism and safety.

Community Policing remains active throughout the Township. The department continues to utilize a digital fingerprinting and photograph system to provide child identification packets.

D.A.R.E. (Drug Abuse Resistance Education)

D.A.R.E. is a collaborative program in which local law enforcement and schools join together to educate students about the personal and social consequences of substance abuse. The program is a 10 week series of classroom lessons instructed by police officers to 5th & 6th grade students.

The program focuses on providing the students with the skills to recognize and resist the pressures that cause them to experiment with alcohol, tobacco or other dangerous drugs.

D.A.R.E. instructors include Sgt. Charles Zadroga, Detective Brandy Faherty, Officer Patrick Krouse & Detective Andrew Rathfon.

COPS & KIDS OFFICERS

This program includes visits to elementary schools by officers who interact with the students and also review "safe school" issues.

Caley Road Elementary	Officer Robert Smull
Candlebrook Elementary	Sgt. Charles Zadroga
Roberts Elementary	Sgt. Charles Zadroga
Mother of Divine Providence	Officer Michael Ballman
Upper Merion Middle School Gr.5	Officer Constance Marinello
Students Grade 6	D.A.R.E. Program
Upper Merion Middle School Gr. 7	Officer Drew Miller
Upper Merion Middle School Gr.8	Detective Les Glauner

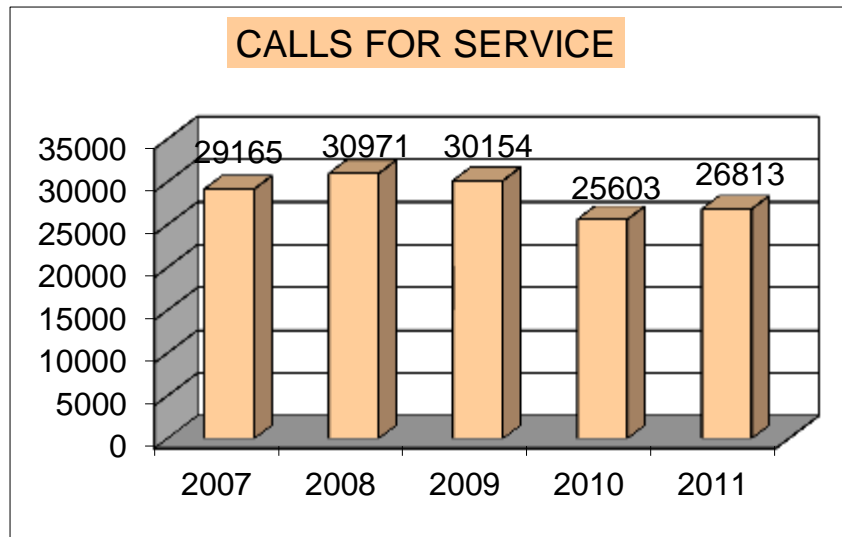
SUMMARY OF COMMUNITY RELATIONS ACTIVITIES IN 2011

D.A.R.E. Crime Prevention, Internet Safety Program, DEA Nation Drug Take Back Day Substance Abuse/ D.U.I. Presentations, Tours of Police Headquarters, "Safety Kids" Presentation to all Elementary Schools, Pre-School Safety Visits, Bullying Education. Township's Adventure Day Camp, numerous child fingerprinting sessions, Community Anti-terrorism presentations, Town Watch meetings, Salvation Army Food Drive, Upper Merion Farmer's Market the Upper Merion Community Fair, Citizen's Advisory Board and C.A.S.T. (Community Alliance for a Safer Tomorrow).

2011

CALLS FOR SERVICE

2007	29165
2008	30971
2009	30154
2010	25603
2011	26813



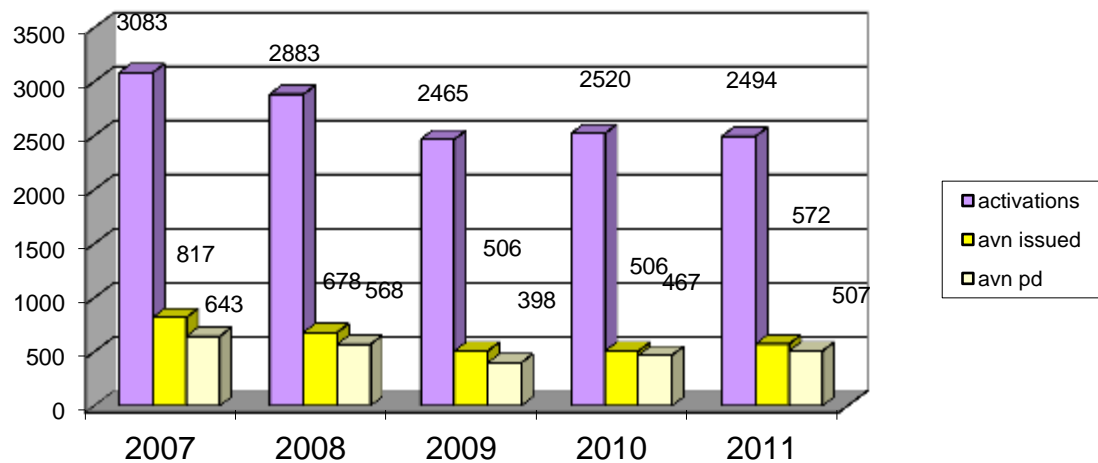
ALARMS

In 2011 Patrol Officers responded to 2494 alarms which was a decrease of 26 from 2010. Alarm Violation notices issued were 572 in 2011 which was an increase of 68 from 2010.

ALARM VIOLATION NOTICES

	2007	2008	2009	2010	2011
ACTIVATIONS	3083	2883	2465	2520	2494
AVN ISSUED	817	678	506	506	572
AVN PAID	643	568	398	467	507

ALARM VIOLATIONS

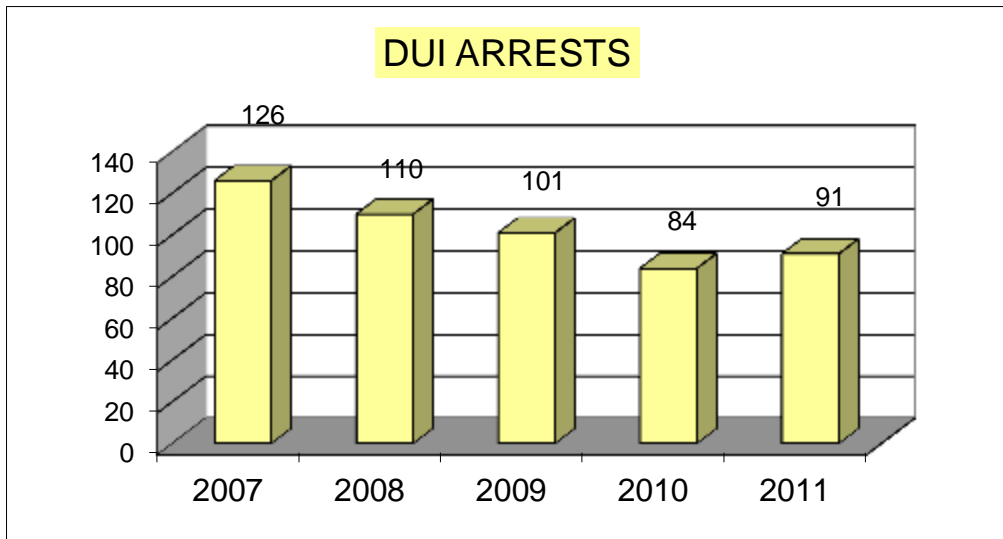


2011

DUI ARRESTS

(Driving Under the Influence of Alcohol or Drugs)

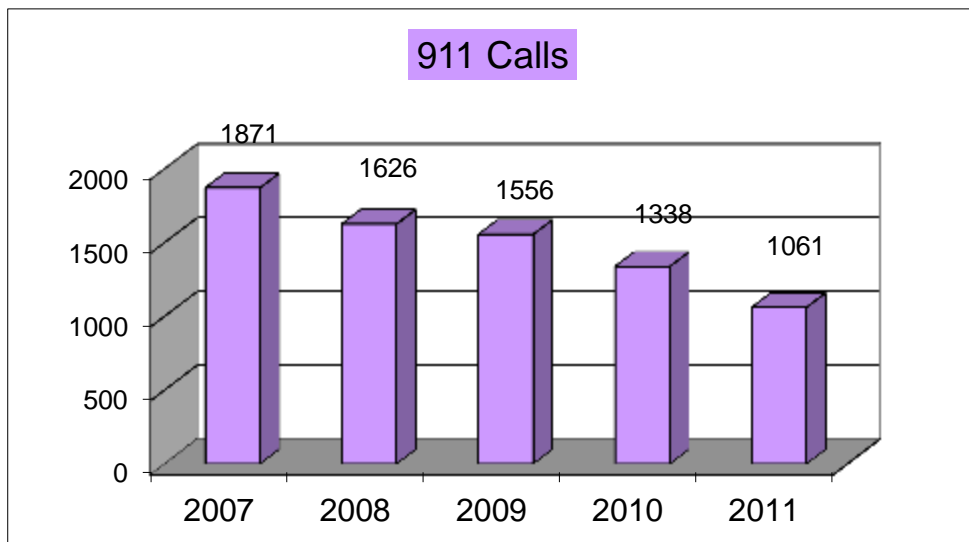
The patrol division arrested 91 drivers for driving under the influence in 2011, 7 more than were arrested in 2010. Several members of the department also participated in the Valley Forge Area DUI Enforcement Team checkpoints throughout the year.



2011

911 HANG UP RESPONSES

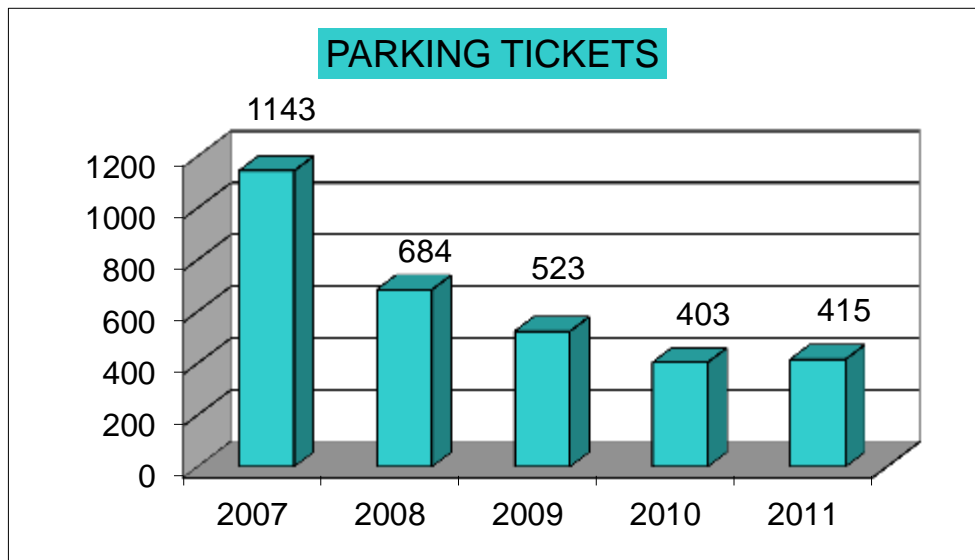
911 hang up responses occur when a caller contacts the Montgomery County 911 center and hangs up before providing any information. The caller's phone number and address are automatically displayed on the County computer screen. If a County dispatcher is unable to get an answer on call back, then the location data is transferred to our department. Two officers are dispatched to the location to check on the situation. The vast majority of 911 hang-up calls turn out to be caused by accident, yet each one must be treated as a potential emergency. The Police Department continues their efforts to reduce nuisance locations for 911 hang up calls.



2011

PARKING TICKETS

415 parking tickets were issued in 2011 which was an increase of 12 from 2010.



PARKING TICKETS

	2007	2008	2009	2010	2011
TICKETS	1143	684	523	403	415

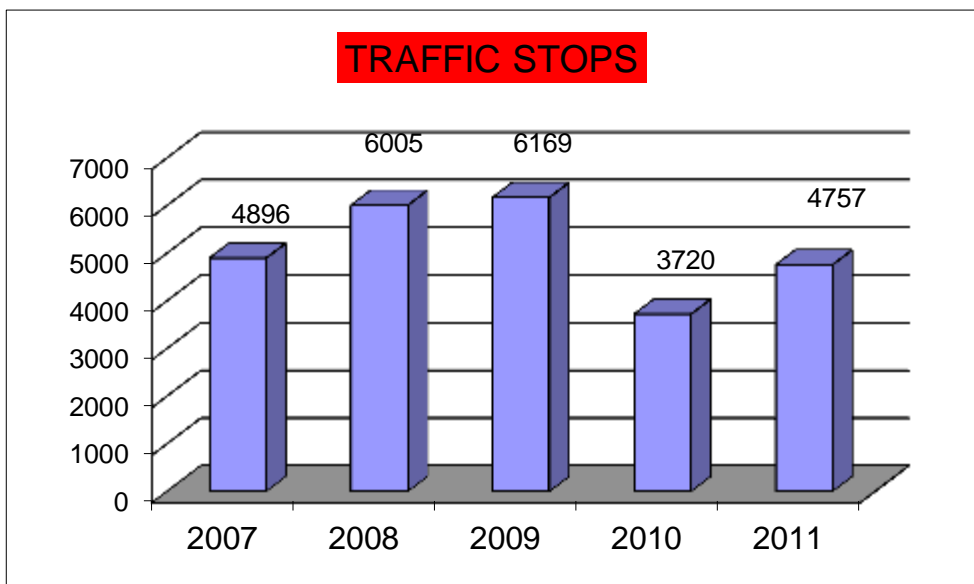
2011

TRAFFIC STOPS

In 2011 a total of 4757 traffic stops were initiated by the patrol division. The 2011 total represents an increase of 1037 traffic stops from the 2010 total.

TRAFFIC STOPS

	2007	2008	2009	2010	2011
TOTAL	4896	6005	6169	3720	4757



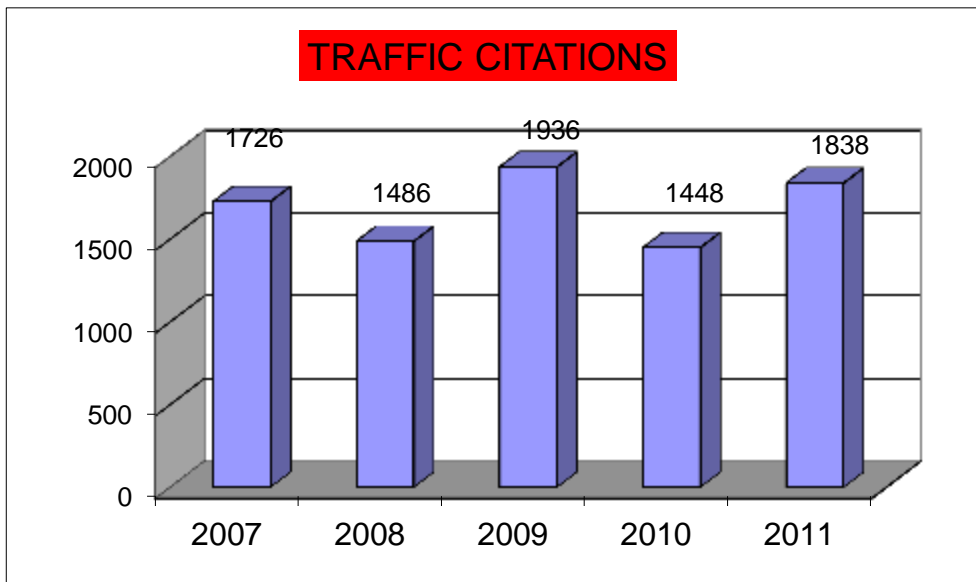
2011

TRAFFIC CITATIONS

In 2011 a total of 1838 traffic citations were issued by the patrol division. The 2011 total represents an increase of 390 citations over the 2010 total.

TRAFFIC CITATIONS

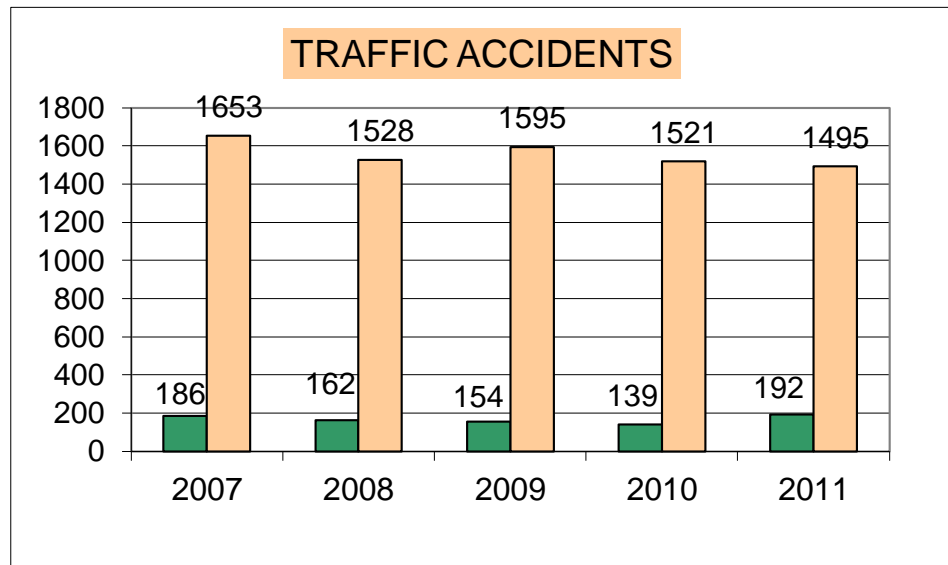
	2007	2008	2009	2010	2011
TOTAL	1726	1486	1936	1448	1838



TRAFFIC ACCIDENTS

2011

The police department investigated 1687 auto accidents in 2011. When compared with 2010, there was an increase of 27 accidents in 2011.



TRAFFIC ACCIDENTS

	2007	2008	2009	2010	2011
REPORTABLE*	186	162	154	139	192
NON-REPT.	1653	1528	1595	1521	1495
TOTAL	1839	1690	1749	1660	1687

* A reportable accident requires death, injury or vehicle towing

**2011
PART 1 CRIMES / CLEARED**

Serious Crime as classified by the FBI

	CRIMES	CLEARED	% CLEARED
HOMICIDE	3	3	100%
RAPE	0	0	N/A
ROBBERY	13	6	46%
ASSAULT	8	5	63%
BURGLARY	66	14	21%
THEFT**	1330	608	46%
AUTO THEFT	30	6	20%
ARSON	1	0	0%
TOTAL	1451	642	44%

**2011
PART 2 CRIMES / CLEARED**

Less Serious Crime as classified by the FBI

	CRIMES	CLEARED	% CLEARED
FORGERY & FRAUD	256	40	16%
OTHER ASSAULTS	45	31	69%
RECEIVING STOLEN PROP.	0	0	n/a
DRUGS	66	59	89%
SEX CRIMES	21	8	38%
DISORDERLY CONDUCT	72	69	96%
LIQUOR LAWS	25	22	88%
VANDALISM	144	6	4%
ALL OTHERS *	417	303	73%
TOTAL	1046	538	51%

* All others includes crimes that are not listed above. (Weapons Offenses, Prostitution, Public Drunkenness & all

**Theft includes "retail theft" which is by far the most frequent crime committed in Upper Merion Township due to the large number of retail businesses.

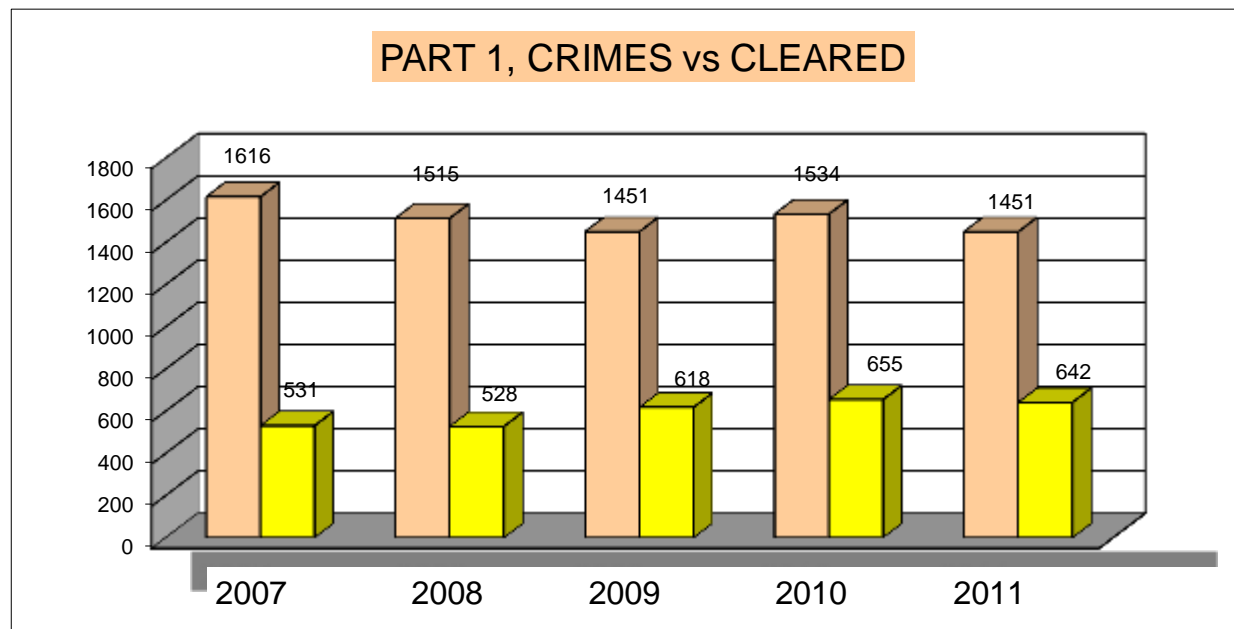
Uniform Crime Report (UCR)

**PART 1 CRIMES
5 YEARS**

	Criminal	Forcible					Auto	Total Part		%
YEAR	Homicide	Rape	Robbery	Assault	Burglary	Theft	Theft	Arson	Crimes	Change
2007	0	2	10	12	104	1432	55	1	1616	N/A
2008	0	1	15	19	88	1350	42	0	1515	-6.3%
2009	0	3	14	7	58	1324	45	0	1451	-4.2%
2010	2	1	18	8	81	1379	44	1	1534	5.7%
2011	3	0	13	8	66	1330	30	1	1451	-5.4%
TOTAL	2	7	70	54	397	6815	216	3	7567	

**PART I CRIMES CLEARED
5 YEARS**

	Criminal	Forcible					Auto	Total Part		%
YEAR	Homicide	Rape	Robbery	Assault	Burglary	Theft	Theft	Arson	Cleared	Cleared
2007	1	2	2	4	7	514	1	0	531	33%
2008	0	1	5	3	7	512	0	0	528	35%
2009	0	2	6	4	3	600	3	0	618	43%
2010	2	0	3	6	9	603	4	1	655	43%
2011	3	0	6	5	14	608	6	0	642	44%
TOTAL	6	5	22	22	40	2837	14	1	2974	39%



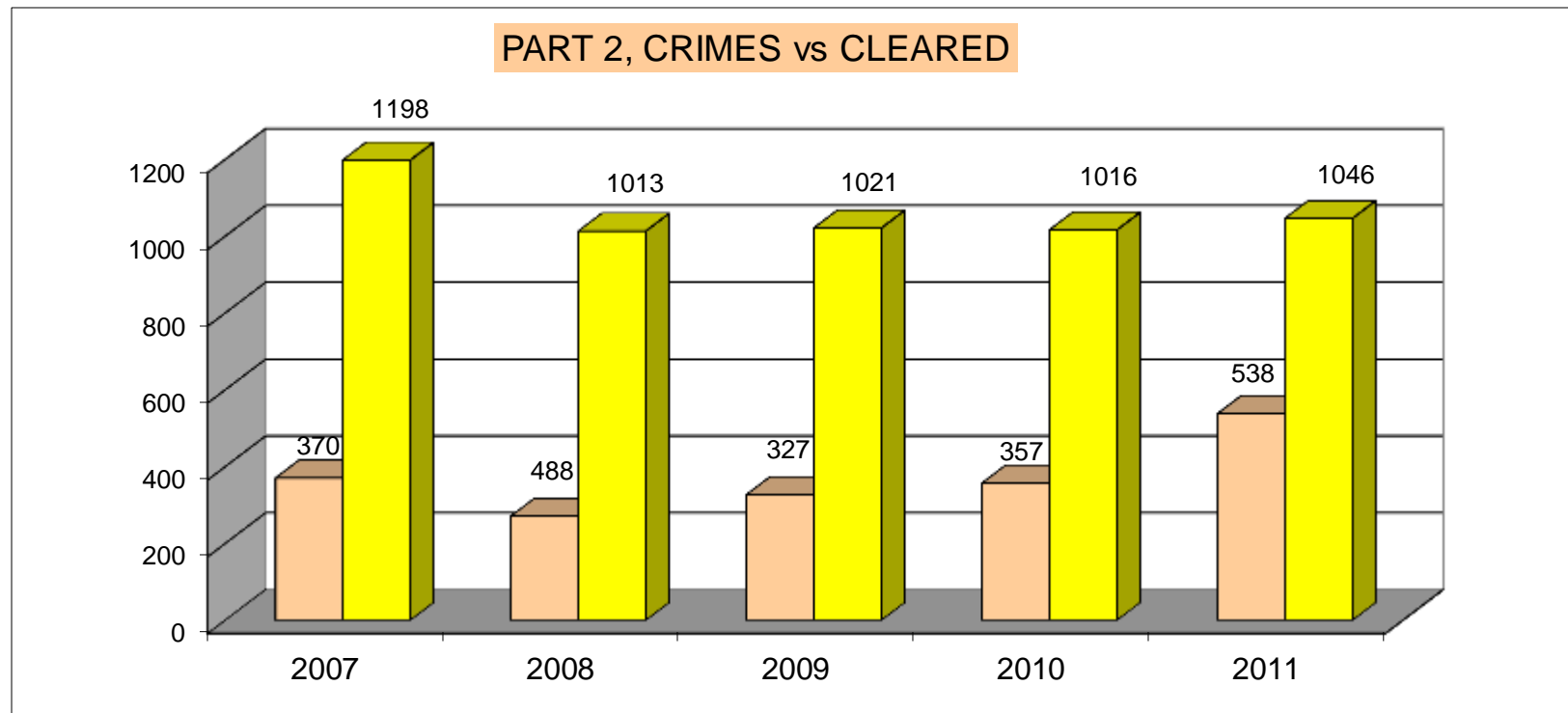
Uniform Crime Report (UCR)

**PART 2 CRIMES
5 YEARS**

YEAR	FORGERY COUNTERFEIT	OTHER ASSAULTS	RECEIVING STOLEN PROP.	DRUGS	SEX CRIMES	DISORDERLY CONDUCT	LIQUOR LAWS	VANDALISM	OTHERS	ALL TOTAL	% CHANGE
2007	311	35	1	70	23	100	24	367	267	1198	N/A
2008	325	45	0	78	16	67	23	221	238	1013	-15%
2009	295	35	0	83	22	85	37	211	253	1021	1%
2010	275	42	0	86	12	77	23	206	295	1016	0%
2011	256	45	0	66	21	72	25	144	417	1046	3%
TOTAL	1462	202	1	383	94	401	132	1149	1470	5294	

**PART 2 CRIMES/CLEARED
5 YEARS**

YEAR	FORGERY COUNTERFEIT	OTHER ASSAULTS	RECEIVING STOLEN PROP.	DRUGS	SEX CRIMES	DISORDERLY CONDUCT	LIQUOR LAWS	VANDALISM	OTHERS	ALL TOTAL	% CLEARED
2007	53	24	0	62	7	100	23	21	80	370	31%
2008	27	24	0	67	4	66	21	4	58	271	27%
2009	41	19	0	68	9	83	36	10	61	327	32%
2010	64	27	0	69	3	76	21	13	84	357	35%
2011	40	31	0	59	8	69	22	6	303	538	51%
TOTAL	225	125	0	325	31	394	123	54	586	1863	



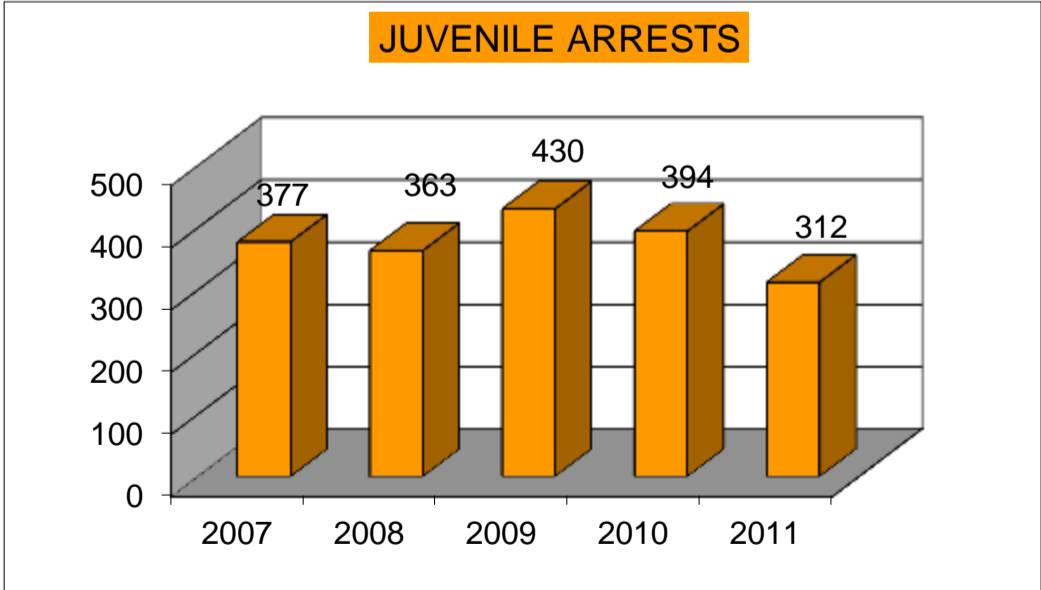
2011 JUVENILE CRIME ARRESTS

ROBBERY	1	
ASSAULT	17	
BURGLARY	2	
THEFT	241	
AUTO THEFT	0	
ARSON	0	
FORGERY	1	
RECEIVING STOLEN PROPERTY	0	
DRUGS	10	
DISORDERLY CONDUCT	4	
DUI	0	
LIQUOR LAWS	26	
CRIMINAL MISCHIEF	0	
WEAPONS	3	
PUBLIC DRUNKENNESS	0	
ALL OTHER	2	
CURFEW	5	
TOTAL	312	

YOUTH AID PANELS			
REFERRED	COMPLETED	DROPPED	STILL ACTIVE
70	59	11	0

CURFEW VIOLATIONS		
WARNINGS	CITATIONS	TOTAL
13	5	18

JUVENILE ARRESTS					
YEAR	2007	2008	2009	2010	2011
# OF ARRESTS	377	363	430	394	312



*Juvenile crimes are not included in UCR part I or part II totals.