

**UPPER MERION TOWNSHIP
POLICE DEPARTMENT**



2017 ANNUAL REPORT

INDEX - 2017 ANNUAL REPORT

	PAGE
<u>GENERAL INFORMATION</u>	1
<u>POLICE DEPARTMENT ORGANIZATION</u>	2
<u>ORGANIZATIONAL CHART</u>	3
<u>COMMUNITY RELATIONS</u>	4 & 5
<u>CALLS FOR SERVICE</u>	6
<u>ALARMS</u>	7
<u>DUI ARRESTS</u>	8
<u>911 HANG UP RESPONSES</u>	9
<u>PARKING TICKETS</u>	10
<u>TRAFFIC STOPS</u>	11
<u>TRAFFIC CITATIONS</u>	12
<u>TRAFFIC ACCIDENTS</u>	13
<u>CRIMES/CLEARANCE</u>	14
<u>PART 1 CRIMES/CLEARED</u>	15
<u>PART 2 CRIMES/CLEARED</u>	16
<u>JUVENILE CRIMES</u>	17

MISSION STATEMENT

The Upper Merion Township Police Department is pledged to engage in a cooperative effort with our citizens to achieve and maintain a superior quality of life within our community. To the greatest extent possible, our actions will reflect the priorities of our citizens. Remaining committed to the principles of honesty, integrity, and professional ethics, we will work diligently to reduce the incidence and fear of crime and promote an atmosphere of well being. Our efforts are aimed at helping Upper Merion Township continue to be a good place to live, visit, work and worship.

GENERAL INFORMATION

The Upper Merion Township Police Department provides a full range of police services on a 24-hour-a-day basis. The Department services a geographical area of 16.7 square miles and is located in Montgomery County which is approximately 20 miles northwest of Philadelphia.

The Township is bordered by a 4.4 mile section of Route 76 (Schuylkill Expressway); a 5.2 mile section of the Pennsylvania Turnpike; and a 2.2 mile section of the County Line Expressway (Route 422), which are all patrolled by the Pennsylvania State Police.

Historic Valley Forge National Park, being mainly in Upper Merion Township, brings prestige and national recognition to the area. Also located in the Township is a large industrial area, the new King of Prussia Town Center, and the recently expanded King of Prussia Mall, which is one of the largest shopping complexes in the country. In addition to the industrial and business aspect of our community, we also host three elementary schools, one middle school and one high school. Although the resident population is 28,395 (2010 census), the commercial/transit/industrial composition invites an estimated daytime population of over 200,000 people.

The Upper Merion Police Department continually seeks to partner with our culturally diverse community to maintain a safe environment for our residents and the Township's many visitors.

On the Township's web-site (www.umtownship.org) various types of information can be accessed concerning the department's activities; including Crime Alerts, Weekly Crime Bulletins, Safety Tips, Community Response Unit, and the Lock for Life Program. Like us on Facebook or follow us on Twitter @UMerionPD.

**2017
POLICE DEPARTMENT ORGANIZATION**

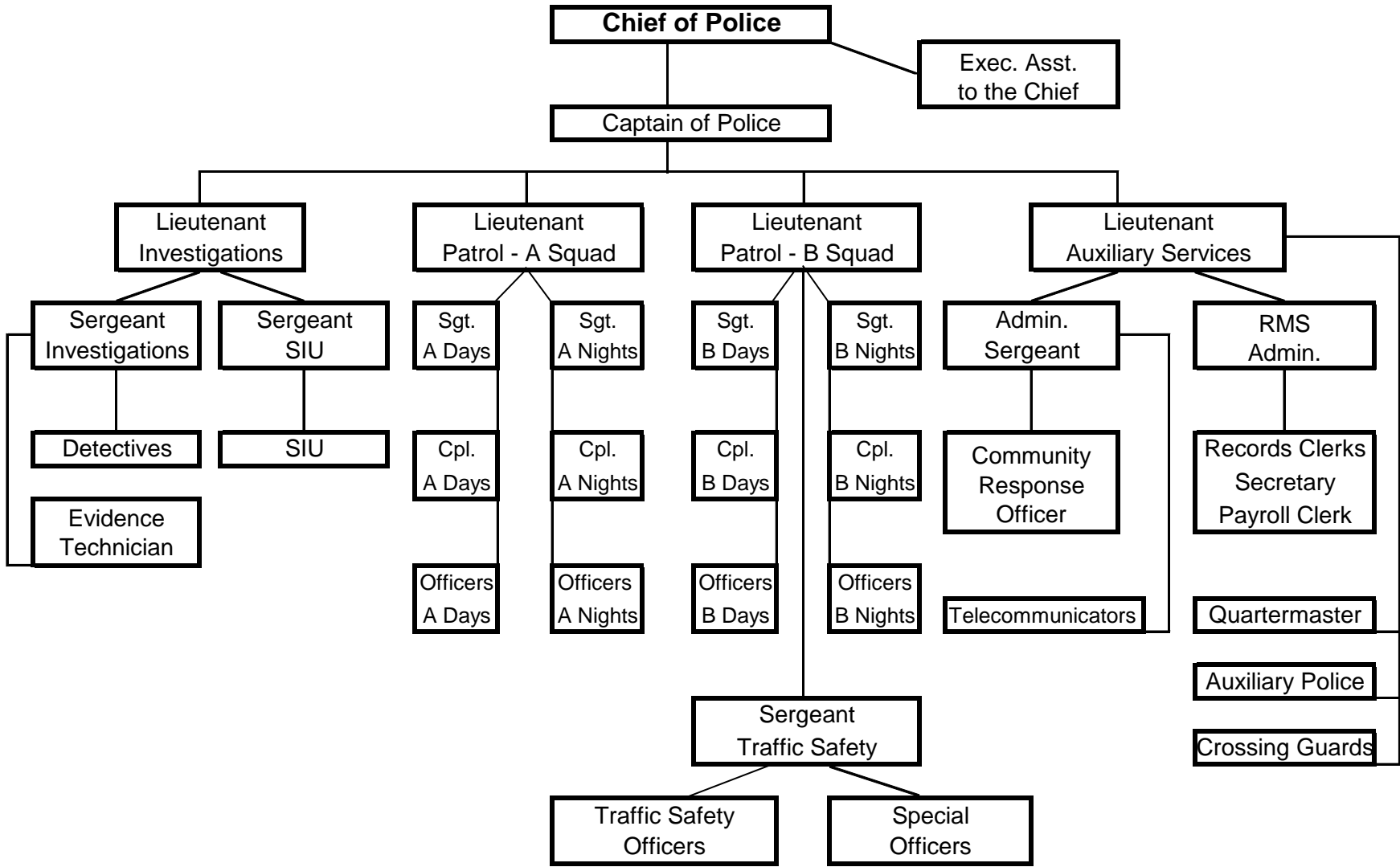
SWORN OFFICERS:

CHIEF OF POLICE	1
CAPTAIN OF POLICE	1
LIEUTENANTS	4
SERGEANTS	8
CORPORALS	4
PATROL OFFICERS	34
DETECTIVES	14
JUVENILE DETECTIVES	2
TOTAL:	<u>68</u>

CIVILIAN EMPLOYEES:

RMS ADMINISTRATOR	1
TELECOMMUNICATORS: FULL-TIME	7
TELECOMMUNICATORS: PART-TIME	2
SECRETARIES	1
RECORDS DIVISION CLERKS	4
QUARTERMASTER	1
SPECIAL OFFICERS	2
CROSSING GUARDS	7
CROSSING GUARDS: SUBSTITUTE	2
EVIDENCE TECHNICIAN	1
TOTAL:	<u>28</u>

**Upper Merion Township Police Department
Organizational Chart
2017**



2017 COMMUNITY RESPONSE UNIT

In March of 1997 the Upper Merion Police Department established a full-time Community Relations Unit which has established a variety of programs to educate our residents and business community. In January of 2013 the Police Department changed the name to the Community Response Unit, along with the structure, to better respond to the needs of the Community, while keeping the integrity of the programs that were started and to add new programs with the intent of expanding services to the community. The change was also intended to highlight the fact that the entire department is community relations oriented and that community policing will remain very active throughout the Township.

POLICE CHAPLAIN PROGRAM

The Police Department established a Police Chaplain Program in an effort to aid the Department in its efforts to advance the Community Policing Concept. The program is a voluntary partnership between the Clergy and the Police Department to help improve the quality of life for residents and the Police Department. The partnership will endeavor to help maintain strong community relations through the exchange of vital information that will help residents better understand police activity and procedures. The Chaplain Program will make counseling and pastoral services available to our Community, and the members and families of the Police Department, whenever such services are requested. The Police Chaplain, who has training in pastoral care in the the world of law enforcement, will offer counseling and spiritual care during times of crisis, emergencies or turmoil, and the aftermath. There are currently six clergy from different denominations who volunteered for this program, and are "on call" whenever their services are requested.

COP CAMP

The Police Department in cooperation with Upper Merion Park and Rec Department sponsored the 1st Annual Cop Camp at Heuser Park in 2013. The objective of the Camp was to encourage better understanding between the Police and area youth. The Cop Camp "Cadets" were taught teamwork, lessons in personal safety, respect for themselves and respect for others, as they participated in exciting well organized police activities. The camp was open to well-disciplined boys and girls who reside in the school district and who provided a good conduct letter from their school. The Cadets participated in physical activities and regimented police training. Some of the exciting sessions included Accident Investigation, Traffic stops with the Traffic Safety Unit, Hostage Rescue with the SWAT Team, K-9, Bicycle Unit, and Crime Scene Investigations with Upper Merion Detectives along with other aspects of police work. Teamwork and physical conditioning were accomplished by using games like tug of war, kickball, and an obstacle course along with running and other competitive physical activity. The Cadets also met Firefighters, Paramedics and numerous Police Officers. The Camp concluded the week with a graduation ceremony and a pizza party. The Police Department will continue with this successful program with the 5th Annual Cop Camp in 2017.

MED Rx RETURN

The Police Department joined with the Montgomery County District Attorney's Office to provide a method where people can safely dispose of unused prescription and over the counter medications. A Med Rx Return Box was placed in the police lobby where it is accessible 24 hours a day, 7 days a week. Prescription medication, patches, pet medication, over the counter medications, and vitamins are just a few examples of the medications that can be collected. No needles, liquids or inhalers can be collected at this site. These returned medications will then be turned over to the District Attorney's Office on the National Drug Take Back Initiative that they sponsor twice a year in October and in April, to be properly disposed of where the effects of these drugs do not end up in the rivers, streams and ground water. In 2017 we collected 565 lbs. of prescription medication.

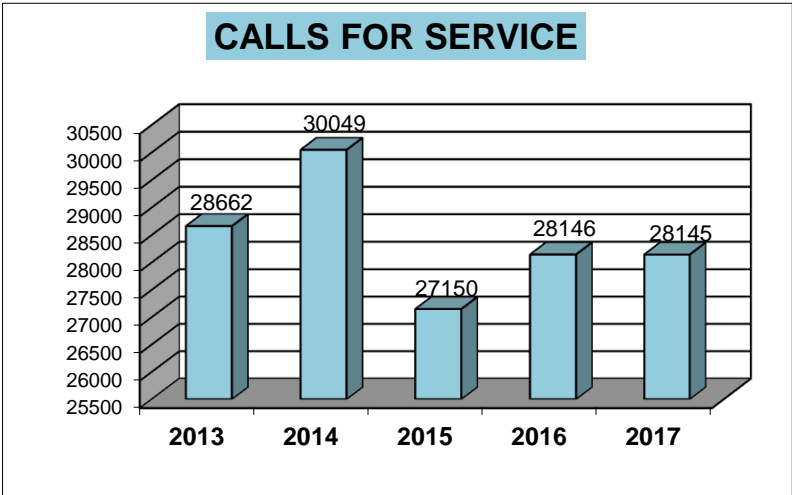
COMMUNITY RESPONSE ACTIVITIES AND PROGRAMS IN 2017

Internet Safety, DA National Drug Take Back Initiative, Tours of Police Headquarters, Bullying Education, Township Adventure Day Camp, Child Fingerprinting, Salvation Army Food Drive, Water Ice Coupon Program, Upper Merion Farmers Market, Police Chaplain Program, Citizens Advisory Board, School Walk Through Program, C.A.S.T. (Community Alliance for a Safer Tomorrow), presentation to Upper Merion Area School District Staff on Police Response to an Active Shooter, Cop Camp, Senior Scam Programs, Lock for Life Program, Coffee with the Cops, Police Week Demonstration, Scout Fingerprinting Merit Badge, Career Days, Survival 101, Med Rx Return, Seat Belt Safety Awareness in cooperation with the Montgomery County Health Department and PennDOT.

2017

CALLS FOR SERVICE

2013	28662
2014	30049
2015	27150
2016	28146
2017	28145

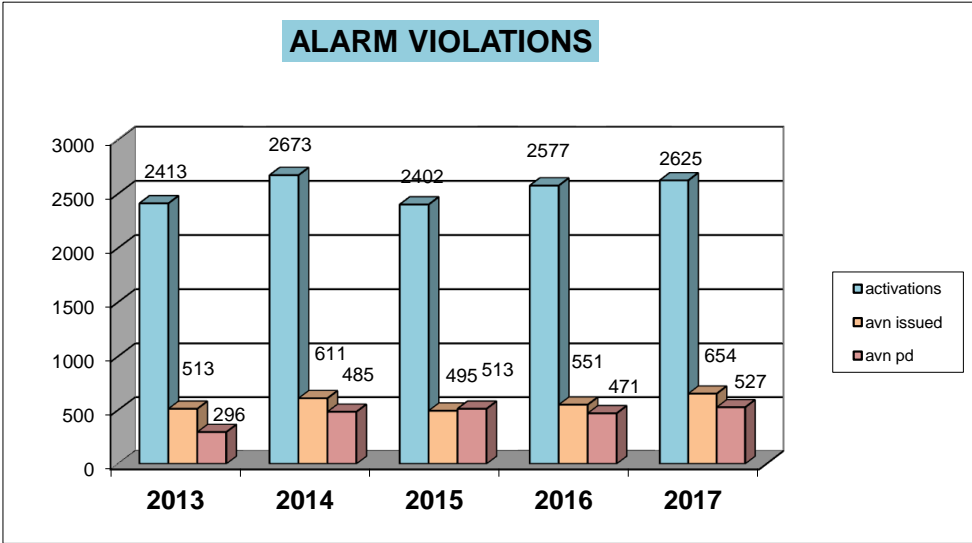


2017 ALARMS

In 2017 Patrol Officers responded to 2625 alarms, which was an increase of 48 over 2016. Alarm Violation notices issued were 654 in 2017, which was an increase of 103 over 2016.

ALARM VIOLATION NOTICES

	2013	2014	2015	2016	2017
ACTIVATIONS	2413	2673	2402	2577	2625
AVN ISSUED	513	611	495	551	654
AVN PAID	296	485	513	471	527

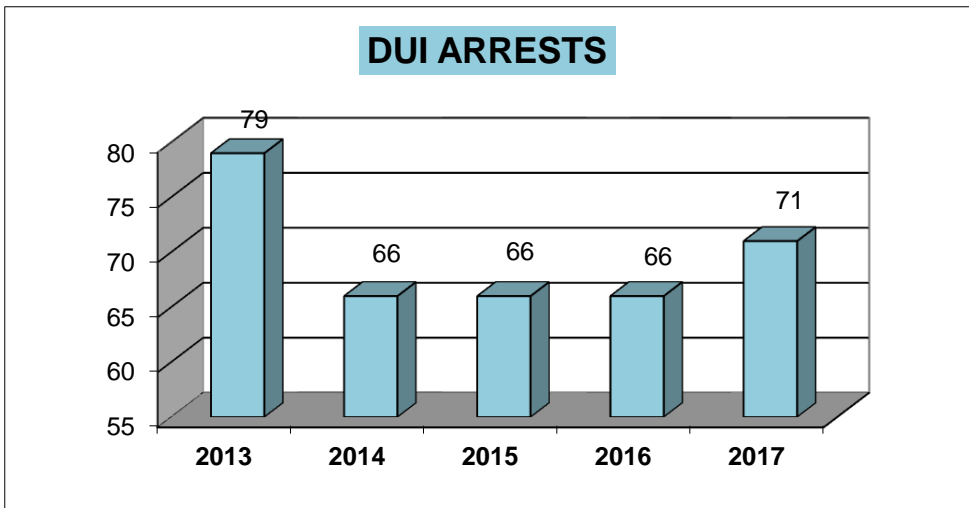


2017

DUI ARRESTS

(Driving Under the Influence of Alcohol or Drugs)

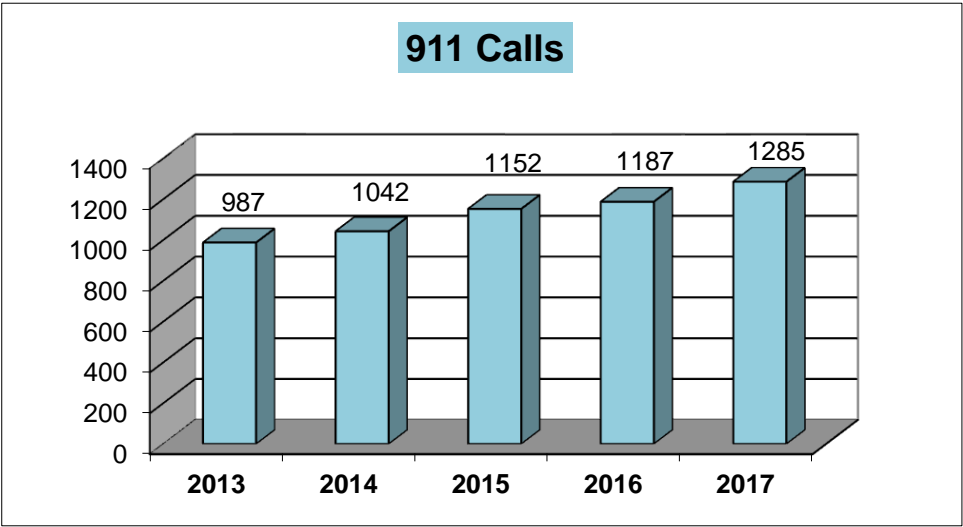
The patrol division arrested 71 drivers for driving under the influence in 2017 which was an increase of 5 over 2016. Several members of the department also participated in the Valley Forge Area DUI Enforcement Team checkpoints throughout the year.



2017

911 HANG-UP RESPONSES

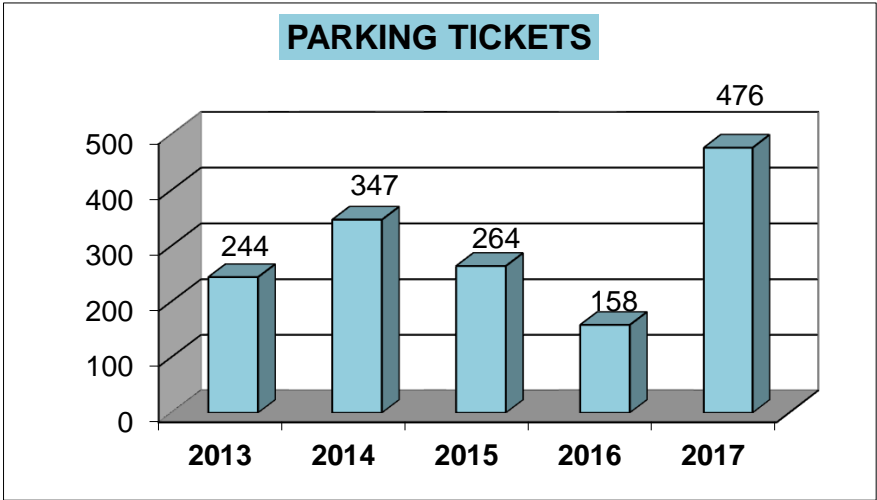
911 hang up responses occur when a caller contacts the Montgomery County 911 Center and hangs up before providing any information. The caller's phone number and address are automatically displayed on the County computer screen. If a County Dispatcher is unable to get an answer on call back, then the location data is transferred to our department. Two officers are dispatched to the location to check on the situation. The vast majority of 911 hang-up calls turn out to be caused by accident, yet each one must be treated as a potential emergency. The Police Department continues their efforts to reduce nuisance locations for 911 hang-up calls.



2017

PARKING TICKETS

476 parking tickets were issued in 2017 which was an increase of 318 over 2016.



PARKING TICKETS

2013	2014	2015	2016	2017
244	347	264	158	476

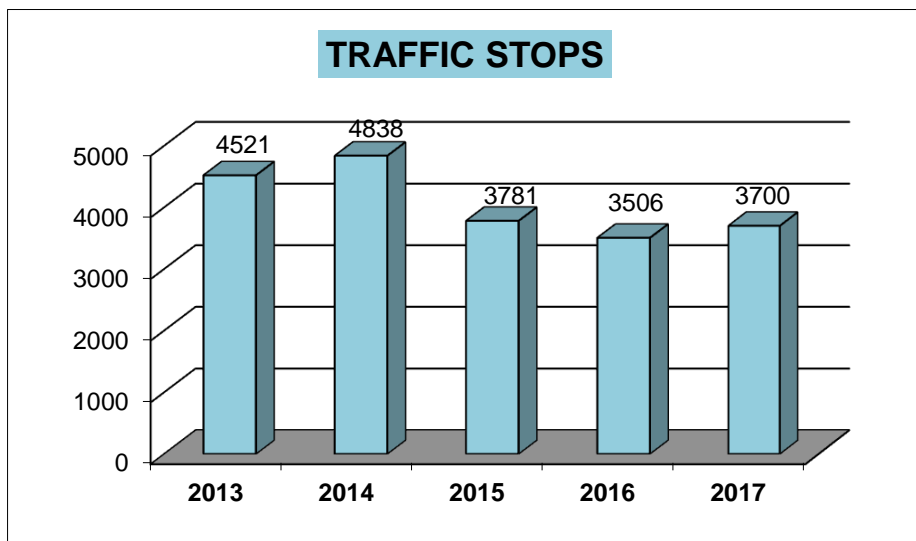
2017

TRAFFIC STOPS

In 2017 a total of 3700 traffic stops were initiated by the Patrol Division. The 2017 total represents an increase of 194 traffic stops over the 2016 total.

TRAFFIC STOPS

	2013	2014	2015	2016	2017
TOTAL	4521	4838	3781	3506	3700



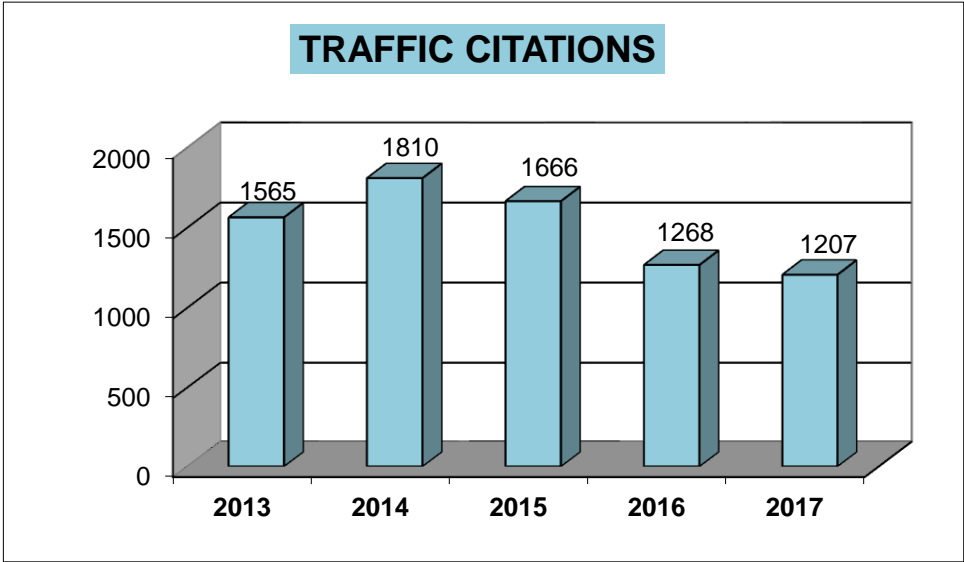
2017

TRAFFIC CITATIONS

In 2017 a total of 1207 traffic citations were issued by the Patrol Division. The 2017 total represents a decrease of 61 citations from the 2016 total.

TRAFFIC CITATIONS

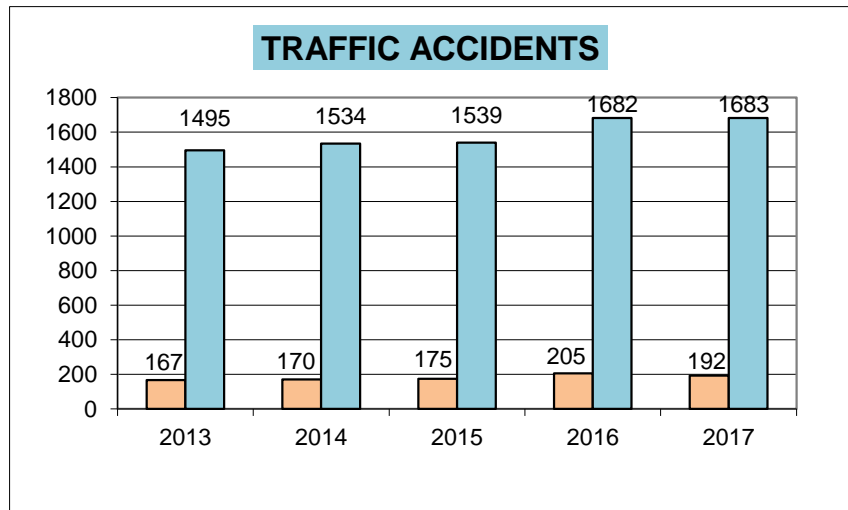
	2013	2014	2015	2016	2017
TOTAL	1565	1810	1666	1268	1207



TRAFFIC ACCIDENTS

2017

The police department investigated 1875 auto accidents in 2017. When compared with 2016, there was a decrease of 12 accidents in 2017.



TRAFFIC ACCIDENTS

	2013	2014	2015	2016	2017
REPORTABLE*	167	170	175	205	192
NON-REPT.	1495	1534	1539	1682	1683
TOTAL	1662	1704	1714	1887	1875

* A reportable accident requires death, injury or vehicle towing

**2017
PART 1 CRIMES / CLEARED**

Serious Crime as classified by the FBI

	CRIMES	CLEARED	% CLEARED
HOMICIDE	0	0	0%
RAPE	3	1	33%
ROBBERY	12	6	50%
ASSAULT	3	3	100%
BURGLARY	30	7	23%
THEFT**	1042	384	37%
AUTO THEFT	20	3	15%
ARSON	2	0	0%
TOTAL	1112	404	36%

**2017
PART 2 CRIMES / CLEARED**

Less Serious Crime as classified by the FBI

	CRIMES	CLEARED	% CLEARED
FORGERY & FRAUD	316	66	21%
OTHER ASSAULTS	43	34	79%
RECEIVING STOLEN PROP.	0	0	0%
DRUGS	103	93	90%
SEX CRIMES	27	24	89%
DISORDERLY CONDUCT	31	31	100%
LIQUOR LAWS	5	5	100%
VANDALISM	76	8	11%
ALL OTHERS *	416	303	73%
TOTAL	1017	564	55%

*All others includes crimes that are not listed above. (Weapons Offenses, Prostitution, Public Drunkenness, DUI, and all other offenses).

*Theft includes "retail theft" which is by far the most frequent crime committed in Upper Merion Township due to the large number of retail businesses.

Uniform Crime Report (UCR)

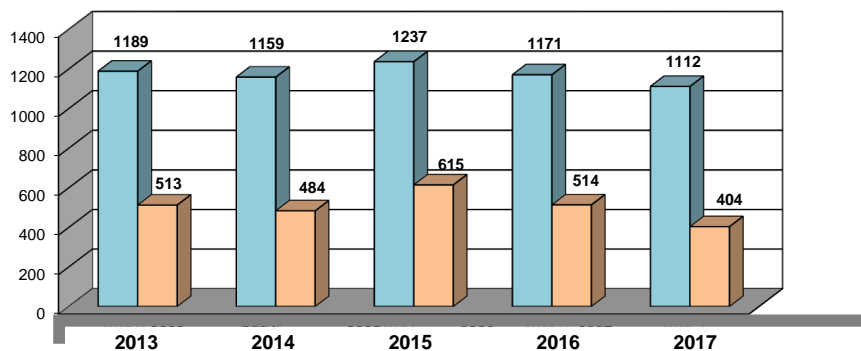
PART 1 CRIMES 5 YEARS

YEAR	Criminal Homicide	Forcible Rape	Robbery	Assault	Burglary	Theft	Auto Theft	Arson	Total Part Crimes	% Change
2013	0	2	14	5	69	1073	25	1	1189	0.0%
2014	0	0	16	9	66	1043	24	1	1159	-2.5%
2015	1	1	7	8	61	1137	22	0	1237	6.7%
2016	0	2	10	3	57	1079	20	0	1171	-5.3%
2017	0	3	12	3	30	1042	20	2	1112	-5.0%
TOTAL	1	8	59	28	283	5374	111	4	5868	

PART I CRIMES CLEARED 5 YEARS

YEAR	Criminal Homicide	Forcible Rape	Robbery	Assault	Burglary	Theft	Auto Theft	Arson	Total Part Cleared	% Cleared
2013	0	0	14	2	14	477	5	1	513	43%
2014	0	0	8	9	11	452	4	0	484	42%
2015	0	1	6	8	7	592	1	0	615	50%
2016	1	1	8	2	19	478	5	0	514	44%
2017	0	1	6	3	7	384	3	0	404	36%
TOTAL	1	3	42	24	58	2383	18	1	2530	

PART 1, CRIMES vs CLEARED



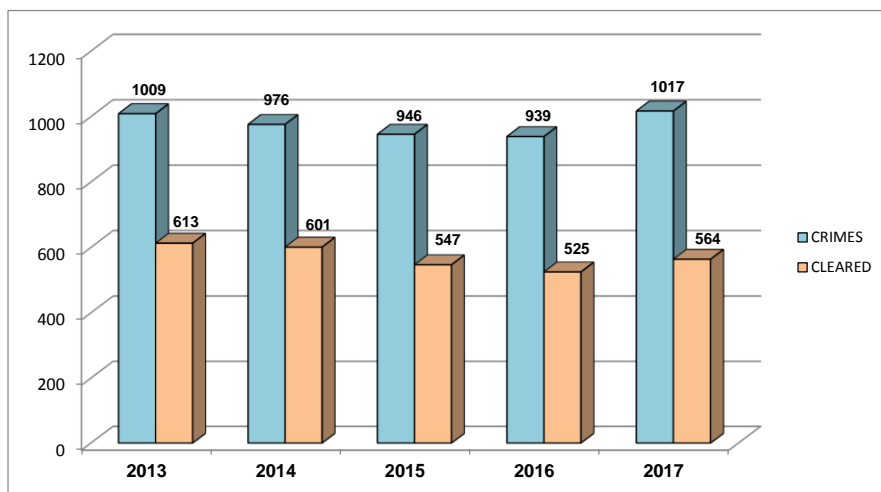
Uniform Crime Report (UCR)

PART 2 CRIMES - 5 YEARS

	FORGERY	OTHER	RECEIVING		SEX	DISORDERLY	LIQUOR		ALL		%
YEAR	COUNTERFEIT	ASSAULTS	STOLEN PROP	DRUGS	CRIMES	CONDUCT	LAWS	VANDALISM	MOTHERS	TOTAL	CHANGE
2013	197	57	0	89	18	63	18	117	450	1009	0%
2014	244	35	2	117	16	49	14	116	383	976	-3%
2015	288	51	4	76	16	53	10	107	341	946	-3%
2016	278	60	1	71	27	33	4	104	361	939	-1%
2017	316	43	0	103	27	31	5	76	416	1017	8%
TOTAL	1323	246	7	456	104	229	51	520	1951	4887	

PART 2 CRIMES CLEARED - 5 YEARS

	FORGERY	OTHER	RECEIVING		SEX	DISORDERLY	LIQUOR		ALL		%
YEAR	COUNTERFEIT	ASSAULTS	STOLEN PROP	DRUGS	CRIMES	CONDUCT	LAWS	VANDALISM	MOTHERS	TOTAL	CLEARED
2013	79	45	0	79	15	63	18	11	303	613	61%
2014	81	31	2	108	13	49	14	12	291	601	62%
2015	88	44	4	71	21	53	9	10	247	547	58%
2016	81	51	1	69	15	32	4	17	255	525	56%
2017	66	34	0	93	24	31	5	8	303	564	55%
TOTAL	395	205	7	420	88	228	50	58	1399	2850	



2017 NUMBER OF JUVENILES ARRESTED

Part I Crimes	Number of Arrests		Part II Crimes	Number of Arrests	
	2016	2017		2016	2017
Homicide	0	0	Forgery / Fraud	3	2
Rape	0	0	Other Assaults	0	9
Robbery	0	0	Embezzlement	0	0
Assault	4	1	RSP	1	0
Burglary	0	2	Vandalism	5	3
Theft	66	65	Weapons	6	2
MV Theft	0	0	Prostitution	0	0
Arson	0	0	Sex Offenses	5	0
			Drugs	12	9
			DUI	0	1
			Liquor Laws	6	5
			Drunkenness	1	0
			Disorderly Conduct	13	10
			All Others except Traffic	6	4
Total	70	68	Total	58	45
			Grand Total	128	113

2017 YOUTH AID PANELS				2017 CURFEW VIOLATIONS		
Referred	Completed	Dropped	Still Active	Citations Issued	Warnings	Total
56	15	18	23	0	3	3

JUVENILE ARRESTS					
	2013	2014	2015	2016	2017
Total Arrests	229	171	152	128	113

